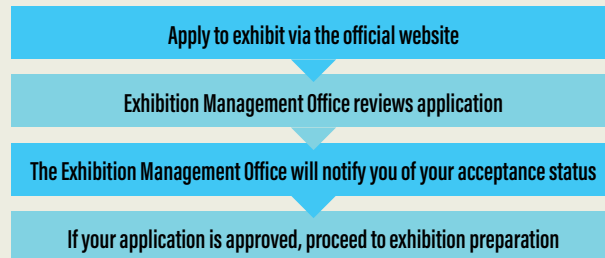


Exhibition Application to Acceptance Flow



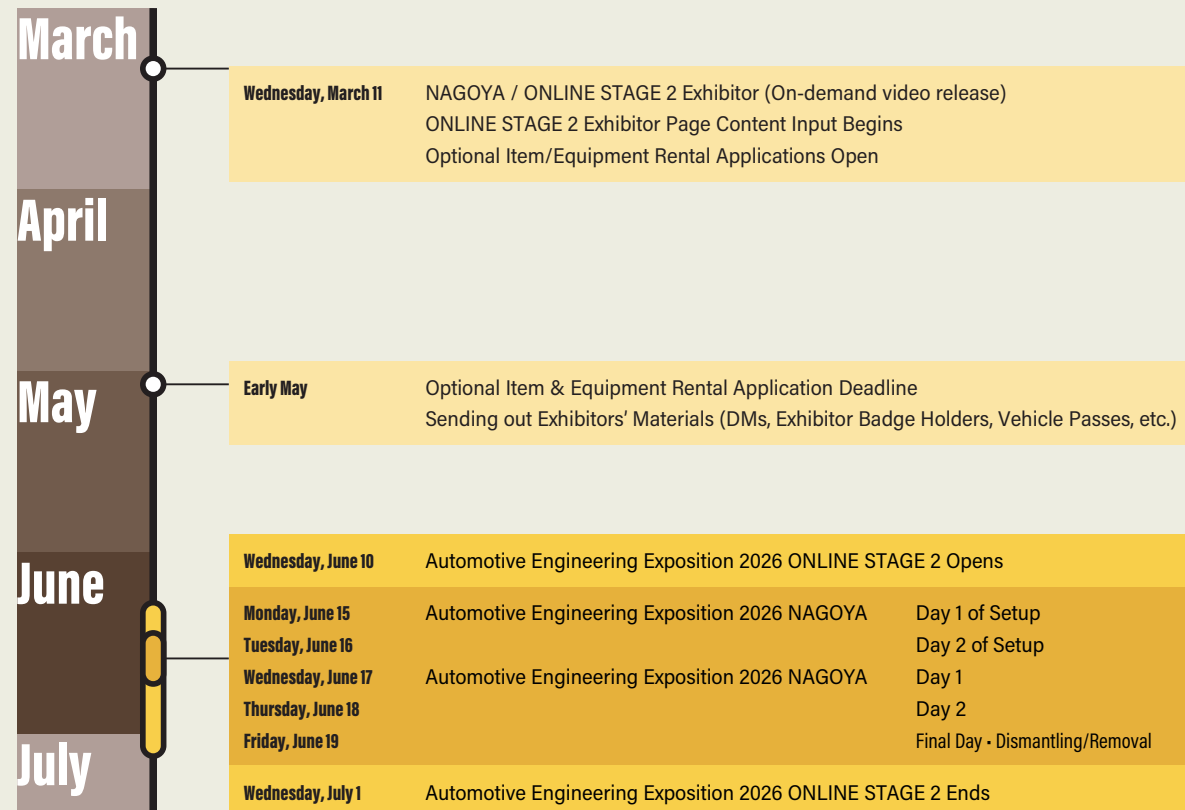
* This plan is designed to support prefectural industrial promotion foundations that assist local manufacturing, as well as overseas intermediary organizations such as embassies and trade promotion agencies. However, the organizer reserves the right to decline their applications if not met with the initial criteria.

* Applications may be closed without prior notice.

**Automotive Engineering Exposition 2026
SPECIAL PACK APPLICATION WEBSITE ▶**
https://aee.expo-info.jsae.or.jp/en/nagoya/call_for_exhibitors/



Exhibition Preparation to the Event Flow



Regarding Exhibition Fee Invoicing

The Exposition Management Coordinator will send an electronic invoice to a person-in-charge of the exhibitor.
Please transfer the exhibition fee to the designated bank account by the payment deadline. Only bank transfer is accepted, and the exhibitor has an obligation to pay any charges associated with the bank transfer.

Payment deadline for exhibition fees: Friday, May 29, 2026

ATTENTION !

* This document is intended solely for exhibitors in the group packs. For basic rules, precautions, prohibited items, and other exhibition-related matters, please be sure to review the Exhibition Terms and Conditions provided at the time of application, as well as the Exhibitor Briefing Video and Exhibition Guide published after your participation is confirmed.

Deadline	Cancellation fee
Saturday, February 14, 2026 - Tuesday, March 10, 2026	50% of exhibition fees
Wednesday, March 11, 2026 onwards	100% of exhibition fees

Cancellation/alteration in booth size should be notified to the Exposition Office (Taiseisha Ltd.) in writing and charged based on the Exhibitors' Agreement.

Inquiries Regarding Package Exhibitions

[Exposition Management Coordinator]

Taiseisha Ltd. Shintomi Mihama Bldg., 6F, 1-15-3 Shintomi, Chuo-ku, Tokyo 104-0041 Japan

E-mail: exhib-expo@taiseisha.co.jp

Inquiries Regarding Rental Equipment, etc.

[Construction Office]

Murayama Inc. Toyosu Foresia, 3-2-24, Toyosu, Koto-ku, Tokyo

E-mail: hito-kuruma2026nagoya@murayama.co.jp



Organizer / Society of Automotive Engineers of Japan, Inc.
Exposition Management Coordinator / Taiseisha Ltd.

Eligible applicants

- Prefectural, regional, or city-based industry bodies working to support manufacturing in Japan
- Intermediary groups for countries or regions outside Japan, such as embassies and trade bodies

2025 NAGOYA Package Plan

Group Pack

Welcome!

Group Exhibitors

Hidden technology with great potential

From Local Regions, As well as Outside Japan

6/17 WED **18** THU **19** FRI

Aichi Sky Expo

(Aichi International Exhibition Center) registration required

ONLINE STAGE 2 6/10 WED **- 7/1** WED

Organizer / Society of Automotive Engineers of Japan, Inc.



人とくるまのテクノロジー展
Automotive Engineering Exposition
2026 NAGOYA



人とくるまのテクノロジー展 2026 NAGOYA
Automotive Engineering Exposition 2026 NAGOYA

Welcome!

Group Exhibitors

Group Pack

Outline

Organizer / Society of Automotive Engineers of Japan, Inc.

AUTOMOTIVE ENGINEERING EXPOSITION 2026 NAGOYA

Dates | Wed., June 17 - Fri., June 19, 2026
10:00 - 17:00
Venue | Aichi Sky Expo (Aichi International Exhibition Center)
Exhibition space 20,000m²
Exposition scale | Over 450 exhibitors / 900 booths (expected)
Registrations | Over 130,000 visitors (expected)

AUTOMOTIVE ENGINEERING EXPOSITION 2026 ONLINE STAGE 2

Dates | Wed., June 10 - Wed., July 1, 2026
Venue | Online Exposition Website
Exposition scale | Over 600 exhibitors (expected)
Registrations | Over 130,000 visitors (expected) * Includes both STAGE1 and STAGE2

Entrance fee | Admission free (all visitors must pre-register)
Likely attendees | Engineers, researchers, and related people from automakers, parts suppliers, body makers, and manufacturers of measurement instrumentation, information software, and so on / educational staff and students from universities, schools of technology, and technical high schools / researchers, engineers, and related people from research institutes

Automotive Engineering Exposition 2026
SPECIAL PACK APPLICATION WEBSITE▶
https://aee.expo-info.jsae.or.jp/en/nagoya/call_for_exhibitors/



Normal price: equivalent to **¥1,101,100**

discounted to
¥726,000~

*Example of Standard Exhibition

[price for JSAE corporate members]

¥ 660,000 [2 booths]
+ ¥ 221,100 [Unit System Booth]
+ ¥ 220,000 [Online LIGHT PLAN]

= ¥1,101,100 (JSAE Corporate members price)

* All prices include tax.

Exhibition space

a unit system
booth

Online exposition
LIGHT PLAN

All-inclusive package plan

Use this packaged plan to reduce the workload of the group administrative staff!

Attract greater attention by exhibiting in an exclusive area!

Enjoy the optimum design and operation plan according to your scale and budget!

Take advantage of our online plan to promote your organization!

Use this package to deal with your problems such as;

Regional manufacturers of top-class technologies and products wanting to become more widely known

Groups lacking the know-how to produce an exhibition booth

Potential exhibitors looking to attract Japanese businesses to their country

Potential exhibitors lacking opportunities to break into the Japanese market

Eligible applicants

- Prefectural, regional, or city-based industry bodies working to support manufacturing in Japan
- Intermediary groups for countries or regions outside Japan, such as embassies and trade bodies

Group Pack

Applications are accepted for 2 booths or more. * All prices include tax.

2 booths

W2970 x D2970 x H3000 mm

* Prices for corporate members of the JSAE

¥726,000

* Prices for Non-members

¥946,000

* What is a JSAE corporate Member?

JSAE corporate member fees are applicable only for exhibitors who have become the valid members before/on the date the exhibition held. Please apply for a new membership to the Exposition Office (Taiseisha Ltd.).

The annual membership fee:
¥11,000 per share x 10 shares = ¥110,000
* the initial fee only for the 1st year is ¥3,000



More than 3 booths

Upon inquiring about desired number of booths with the design, we will propose the price.



Contents of the Group Pack

Exhibition booth

- Built-in partition panels (back and sides)
- Built-in parapet
- Needle punch carpet
- LED lamps x 4 (x2 per booth)
- Double electricity outlet 1 KW(100V) x 1*
- Exhibitor name board x 1*
- Reception counter x 1*
- Folding chair x 1*

* Fixed number of auxiliary items provided for all sizes of booth.

Online exposition [LIGHT Plan]

- Category area banner [small]
- In-person exposition booth introduction
- Main visual
- Exposition contents (3 products, 3 videos, 3 catalogs)
- Provision of data about visitors to your exhibitor pages
- Visitor questionnaire
- Inquiry form

Parapet / LED lamps x 4

Total height 300mm, attached on the top of the aisle facing side of the booth. In case of 2 or more booths, one pole after every 1 booth will be attached for support and stability.

Exhibitor name board x 1*

Basic company nameplate will be W1500 x H300mm size in Gothic front black letters.
* Customizable with additional charge

Octanorm System Panel

System panels are basically plywood panels with PVC vinyl color sheet finish.
Please attach graphic panels using chain hook or double sided tape.

* Only fabric based double-sided tape is acceptable.

* Please bear in mind that an additional charge may be assessed if marks from the adhesive of the sheets or tapes is left on the wall.

Reception counter / Folding chair *

Double electricity outlet 1 KW(100V) x 1*

Outlet capacity: 1KW(100V)
* Same specifications for More than 3booths
* An additional application is required if a power supply above 1KW(100V) is necessary.

Needle punch carpet

* Select one color from the color samples (see page 11)

Option Customize Example

Fee breakdown				
	Item	Unit Price	Volume	Amount
Basic configuration	Group Pack	@ 726,000	1	726,000
Option	Wall Panel Color	@ 13,200	12	158,400
Option	Display Cabinet	@ 12,100	6	72,600
Option	LED Spotlight	@ 4,180	10	41,800
Fee total:				¥998,800

We offer various custom options tailored to each company's specific needs.
For plan details, pricing, and other inquiries, please contact the Exhibition Secretariat.
Please apply for the optional menu via the Exhibitor My Page starting Wednesday, March 11.





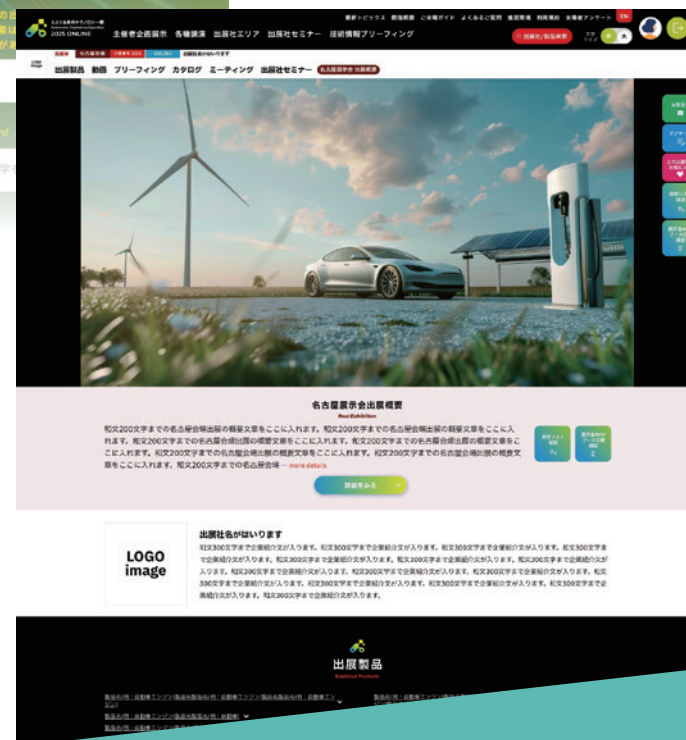
Online exhibition plan also included!

* Image for illustrative purposes only.

* Each Group will be awarded access to one online plan.

Online exposition [LIGHT Plan]

- Category area banner [small]
- In-person exposition booth introduction
- Main visual
- Exposition contents (3 products, 3 videos, 3 catalogs)
- Provision of data about visitors to your exhibitor pages
- Visitor questionnaire
- Inquiry form



Online exposition plan upgrades

Upgrade to
STANDARD PLAN

JSAE corporate member price

+ ¥165,000

Non-member price

+ ¥220,000

Upgrade to
PREMIUM PLAN

+ ¥423,500

+ ¥478,500

* All prices include tax.

Please see the following information for the details of each plan.

https://aee.expo-info.jsae.or.jp/pdf/AEE20260_PriceList.pdf



Please apply for the optional menu via the Exhibitor My Page starting Wednesday, March 11.

* All prices include tax.

Optional Furnishing List

*All items must be placed inside the exhibitor's booth.

Application deadline **Friday, May 1**


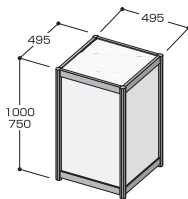
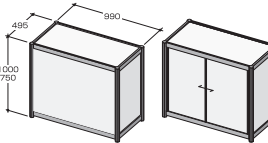
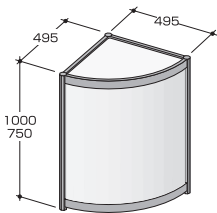
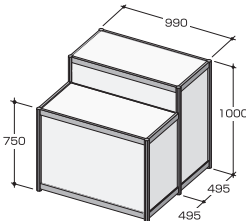
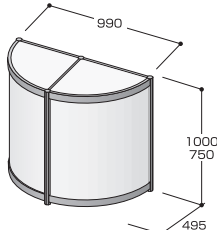
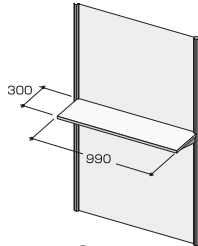
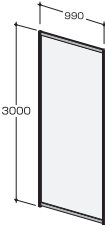
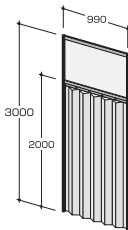
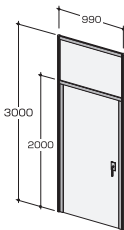
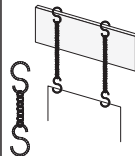
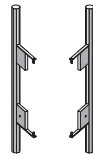
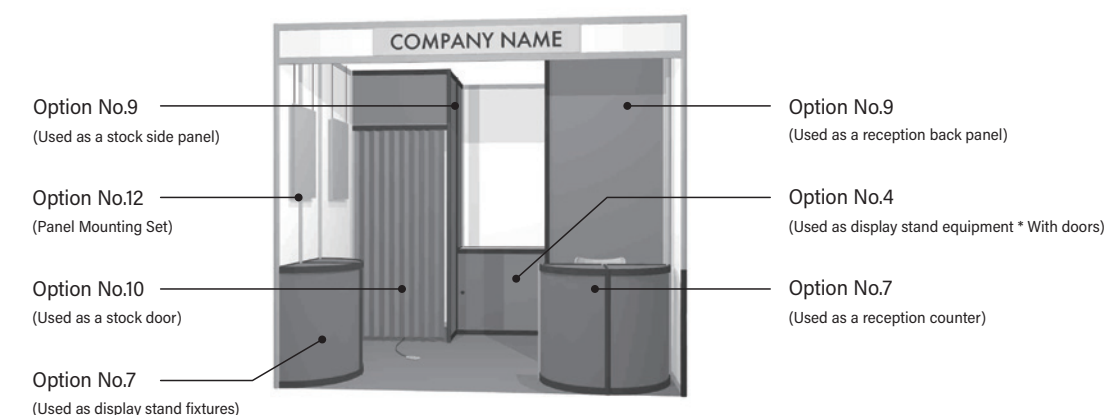
<div>1</div> <div>Punch Needle Carpet (with edges)</div> <div></div> <div>*Refer to page 11 for color catalogue</div> <div>¥34,100 / 1booth</div>	<div>2</div> <div>Wall Panel Color</div> <div>Changing Wall Panel color using PVC Vinyl sheet</div> <div>*Refer to page 11 for color catalogue *A separate quotation will be sent later. Cost will change depending upon the volume.</div> <div>¥13,200 / 1Piece</div>	<div>3</div> <div>Display Cabinet</div> <div></div> <div>¥8,800</div>	<div>4</div> <div>Display Cabinet</div> <div></div> <div>No door With sliding door</div> <div>¥12,100 ¥17,050</div>	
<div>5</div> <div>Display Cabinet</div> <div></div> <div>¥13,200</div>	<div>6</div> <div>Display Cabinet</div> <div></div> <div>¥24,200</div>	<div>7</div> <div>Display Cabinet</div> <div></div> <div>¥25,300</div>	<div>8</div> <div>Display Shelf</div> <div></div> <div>¥3,850</div>	
<div>9</div> <div>System Wall Panel</div> <div></div> <div>¥9,350</div>	<div>10</div> <div>Folding Door</div> <div></div> <div>¥19,250</div>	<div>11</div> <div>Swing Door</div> <div></div> <div>¥25,300</div>	<div>12</div> <div>Chain Hook set</div> <div></div> <div>¥605</div>	<div>13</div> <div>Panel Holder</div> <div></div> <div>¥1,210</div>

Image: using optional furniture items



System panels are basically plywood panels with PVC vinyl color sheet finish. Please attach graphic panels using chain hook or double sided tape.

* Only fabric based double-sided tape is acceptable.

* Restoration fee may be charged if a residue of adhesive/tape materials on the wall is found.

Equipment rental

*All items must be placed inside the exhibitor's booth.

Application
deadline **Friday, May 1**

L1 Meeting Set  ¥13,970	L2 Sofa Set  ¥16,500	L3 High Counter Set  ¥20,900	L4 High Counter  600φ x H1,000 ¥9,460
L5 Information Counter  W900xD450xH800 ¥13,970	L6 Folding Chair  ¥825	L7 Café Chair  A Red B Navy Blue C Beige ¥4,895	L8 Counter Chair  φ 450 x SH600 ~ 820 ¥4,895
L9 Business Card Holder  ¥2,090	L10 Catalogue Stand A  A4x6-stage / A4x12-stage / B4x12-stage ¥7,590	L11 Catalogue Stand B  A4x4-stage ¥16,940	L12 Pole Partition  Pole Chain White / Black ¥1,650 ¥330/m
L13* Glass showcase  W1,500xD600xH920 ¥22,000	L14* LED Light Panel A1 ¥27,500 A2 ¥22,000 A3 ¥16,500 Graphic Film A1 ¥16,500 A2 ¥14,850 A3 ¥10,780	L15 Panel Stand  ¥7,590	L16 Easel  ¥6,600
L17 White Cloth  W2400xH1400 ¥1,650	L18 Table  W1800/500/1200/900xD600 W1800/W1500xD450 [H700] ¥4,950	L19* Rental Plant  A ¥2,750 B ¥6,160	L20 Steel Rack  W900xD450xH1,800 ¥8,470

* L14 outlets are not included. Please apply via the "Application for Light Fixtures and Power Supply" section within your Exhibitor My Page.

* Materials may be prepared for item L14 for an additional fee.

* Separate transportation costs apply for item L19 (rental pot plants).

* Depending on availability, an additional transportation fee may be charged for items ordered during the preparation period or the exposition.

AV Equipment rental

*All items must be placed inside the exhibitor's booth.

Application
deadline **Friday, May 1**

<div>1</div> <div>LCD Display 32 inches</div> <div></div> <div>¥85,800</div>	<div>2</div> <div>LCD Display 43 inches</div> <div></div> <div>¥93,500</div>	<div>3</div> <div>LCD Display 50 inches</div> <div></div> <div>¥118,470</div>	<div>4</div> <div>LCD Display 65 inches</div> <div></div> <div>¥140,800</div>
<div>5</div> <div>Monitor Floor Stand</div> <div></div> <div>A: For 32 - 50 inches ¥14,300</div> <div>B: 65 inches ¥16,500</div>	<div>6</div> <div>DVD Player</div> <div></div> <div>¥13,200</div>	<div>7</div> <div>Digital Signage Player</div> <div></div> <div>¥19,800</div>	

* Monitors are typically placed on tables, but they can also be mounted on freestanding stands or installed on walls. In the case of wall mounting, modifications to the wall surface may be required. Please contact Murayama at the Construction Office for details (additional fees apply).

* Outlets are not included. Please apply via the "Application for Light Fixtures and Power Supply" section within your Exhibitor My Page.

* A separate signage player will be required when outputting via a USB.

Additional lights and electrical accessories

*All items must be placed
inside the exhibitor's booth.

Application
deadline **Friday, May 1**

Primary electrical wiring installation and additional power supply capacity

Primary power line installation fee / Electricity fee

- Primary power line installation Fee ¥17,600 per kilowat
- Electricity Fee ¥3,190 per kilowat

Power Ratings

- 100V/200V 60Hz single phase AC with double core wire (ELB 30mmA)Electricity
- 200V/60Hz three-phase AC with triple core wire (ELB 30mmA)

Options

	Unit Price
LED linear light	¥ 4,180
15W LED Spotlight	¥ 4,180
15W LED Arm Spotlight	¥ 4,620
Equivalent to 30W LED	¥ 9,020
Equivalent to 60W LED	¥11,000
AC Outlet (100V 15A grounded)	¥ 3,630
AC Outlet (200V) * Please attach a photo of the outlet shape.	¥ 7,260
Secondary Side Wiring Construction Cost	¥ 6,050

* Secondary Wiring Installation Fee: If the total electrical capacity used within the booth (lighting and outlets) exceeds one circuit (1KW), a two-circuit distribution panel / ¥6,050 is required. Each additional circuit costs ¥2,750.

Preparation of presentation panels

*All items must be placed inside the exhibitor's booth.

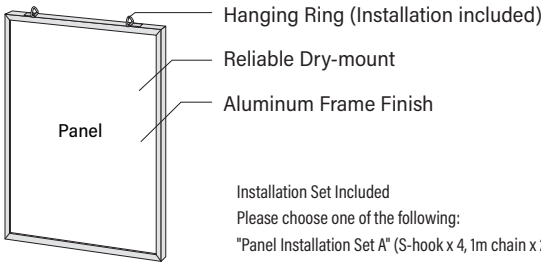
Application deadline **Friday, May 1**

These are an important tool for communicating information about exhibitors and their activities to visitors in an easy-to-understand format based on explanations of the exhibits. The Construction Office provides a smooth and seamless service covering consultation, preparation, and set-up.

Panel Design

When creating panels using provided data

- Size (see chart at right)
- Finished in Aluminum Frame (includes hanging rings)
- Dry-mount (Oil-based ink or laminated finish)



Installation Set Included
Please choose one of the following:
"Panel Installation Set A" (S-hook x 4, 1m chain x 2)
"Panel Installation Set B" (Double-sided magic tape x1m)

A1- size	¥21,780
A2- size	¥17,050
B1- size	¥27,500
B2- size	¥19,800

* Custom sizes also available.

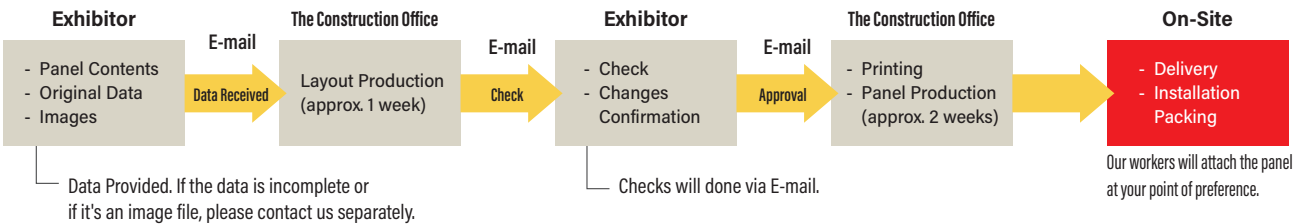
For new design creation

- Basic Design Fee: **¥18,700** per panel
- * Graph Production, Photo Editing, Data Conversion, etc.
- Please contact us regarding new illustration production, etc.

Data delivery deadline: Friday, May 8

* Exhibitors may take back the prepared panels to home after the end of the exposition but a separate packaging fee will be charged. Please inquire the service before the set-up period. Murayama Inc. has no space to store the panels temporarily.

[Panel Production Process]

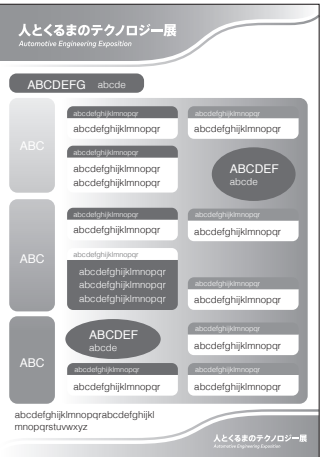


[Examples] These layouts and designs for reference only. Proposals that meet your needs will be provided.

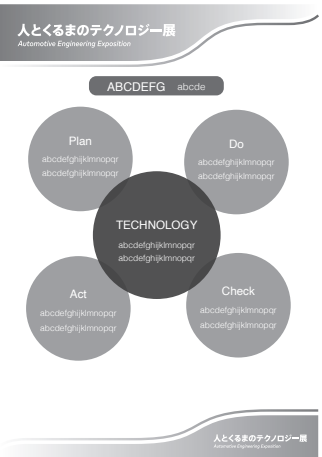
Product Explanation Style



Graph Style



Background Image Style




Flooring and Wall Panel Color Sample

*All items must be placed inside the exhibitor's booth.

Application deadline **Friday, May 1**

Flooring Color Sample [12-Color Punch Carpet]



* Please note the printed colors above vary slightly from actual colors.

Wall Color Sample [14 System Wall Colors] *Separately charged



* Please note the printed colors above vary slightly from actual colors.

Color Booth Image

With "color" it's possible to give your company and/or products a stronger impression and deeper impact.

Blue Booth

Image created:

- Pure
- Precise
- Mechanical
- Knowledgeable
- etc.



Red Booth

Image created:

- Energetic
- Enthusiastic
- Reliable
- Sensual
- etc.

